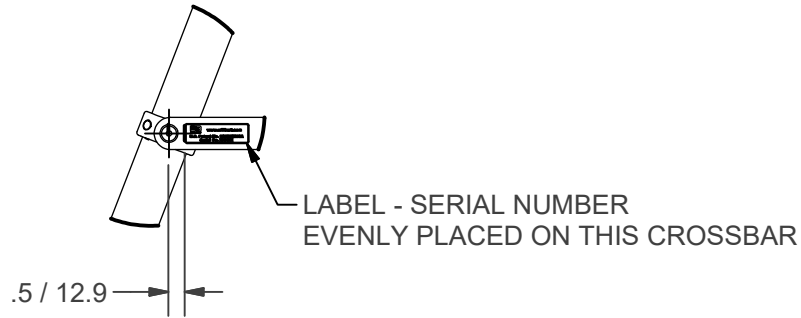
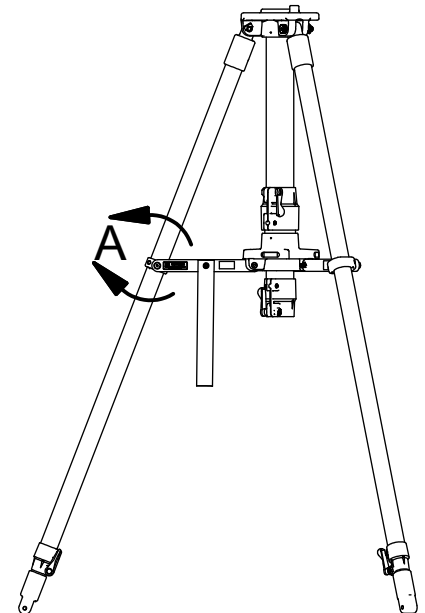
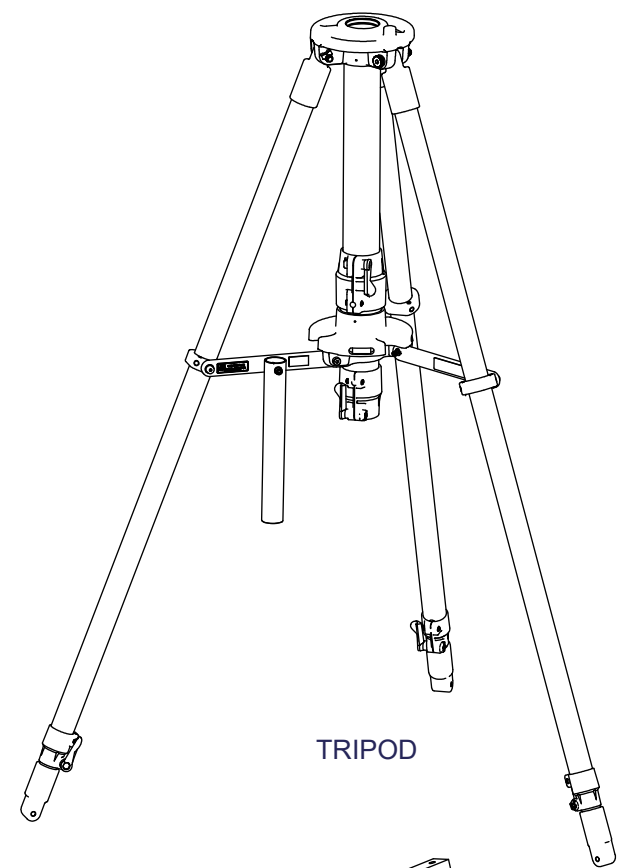


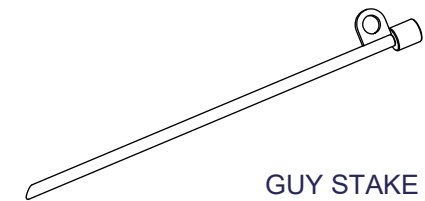
REVISION HISTORY				
ECN	REV	DESCRIPTION	DATE	BY/APPR
10533	E	ADD (4) MORE STAKES TO BOM PER 44FT TO 60FT SYSTEMS	5/16/2011	KV/
13118	F	5348702 WAS 4437802	3-4-2016	KV/
14146	G	INCLUDED SKID 4634201 TO 71407-SERIES BOM'S	10-1-18	KV/



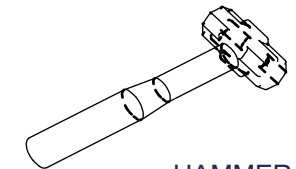
DETAIL A



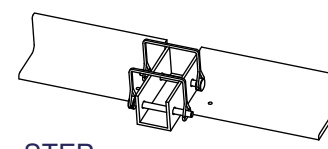
TRIPOD



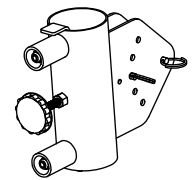
GUY STAKE



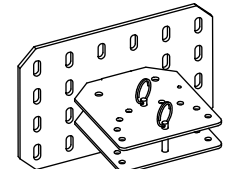
HAMMER



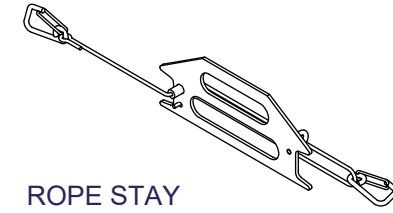
STEP



CUP
HOLDER



BOLSTER
PLATE




ROPE STAY

MANUAL NOT SHOWN

LIFT PUCK NOT SHOWN

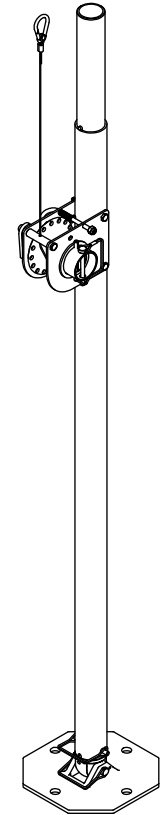
BAG NOT SHOWN
(SHEET 2 OF 3)



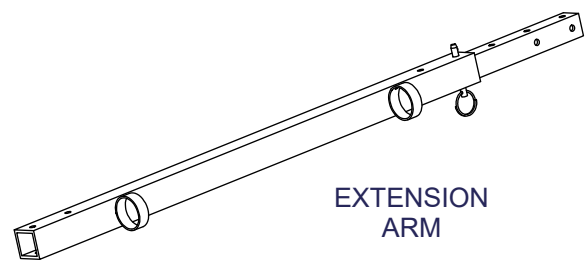
BASE PLATE SUB-ASSEMBLY
QTY. (3) - (TRIPOD)



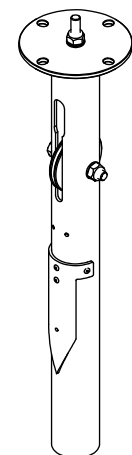
TUBE
SECTION



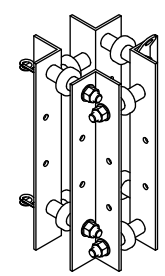
WINCH/BASE TUBE
SUB-ASSEMBLY



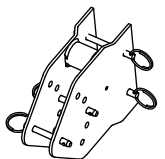
EXTENSION
ARM



TIP
ASSEMBLY



CARRIAGE



SIDE
BRACKET

COMPONENT VIEWS

MATERIAL	-	UNLESS OTHERWISE SPECIFIED DIMENSIONS ARE IN INCHES.
FINISH	-	TOLERANCES ON DECIMALS ANGLES 0 = ± 0.030 ± 1/2" 00 = ± 0.015 000 = ± 0.005
APPROX. WT:	- LB	FRACTIONAL ± 1/64"
THIRD ANGLE PROJECTION		1. ALL INSIDE EDGES TO HAVE .005" TO .035" FILLETS. 2. ALL OUTSIDE EDGES TO HAVE .005" TO .015" CHAMFER OR RADIUS.
		125° ON ALL MACHINED SURFACES

PROPRIETARY AND CONFIDENTIAL
THE INFORMATION CONTAINED IN THIS
DRAWING IS THE SOLE PROPERTY OF THE
WILL-BURT COMPANY ANY REPRODUCTION
IN PART OR WHOLE WITHOUT THE WRITTEN
PERMISSION OF THE WILL-BURT COMPANY IS
PROHIBITED.

WB AN EMPLOYEE OWNED COMPANY
WILL-BURT ORRVILLE, OH

TITLE
**RANGER MAST W/ COMPOSITE TRIPOD,
EZ RAZE ASM CF**

APPROVALS	DATE
DRAWN kvandegrift	1/20/2010
CHECKED	

SIZE	DWG NO	REV
B	714170000	G

PN: SEE CHART SHEET 1 OF 3



MATERIAL	UNLESS OTHERWISE SPECIFIED DIMENSIONS ARE IN INCHES.		PROPRIETARY AND CONFIDENTIAL THE INFORMATION CONTAINED IN THIS DRAWING IS THE SOLE PROPERTY OF THE WILL-BURT COMPANY ANY REPRODUCTION IN PART OR WHOLE WITHOUT THE WRITTEN PERMISSION OF THE WILL-BURT COMPANY IS PROHIBITED.		AN EMPLOYEE OWNED COMPANY ORRVILLE, OH
	TOLERANCES ON DECIMALS	ANGLES			
FINISH	0 = ± 0.030	± 1/2'	APPROVALS		DATE
APPROX. WT: LB	00 = ± 0.015		DRAWN		SIZE
THIRD ANGLE PROJECTION	000 = ± 0.005		kvandegrift		DWG NO
	FRACTIONAL ± 1/64"		CHECKED		REV
	1. ALL INSIDE EDGES TO HAVE .005" TO .035" FILLETS.				G
	2. ALL OUTSIDE EDGES TO HAVE .005" TO .015" CHAMFER OR RADIUS.		1/20/2010		
	125° ON ALL MACHINED SURFACES				
			PN: SEE CHART		SHEET 2 OF 3

4

3

2

1

RANGER MAST W/ EZ RAZE "TOP LEVEL PART NUMBERS"

HT. (FT)	PART NUMBER	BAG	ROPE STAYS (4 EA)	TUBE SECTIONS	WINCH/BASE TUBE	WINCH HANDLE	TRIPOD	GUY STAKES	HAMMER	MANUAL	BASE PLATES S/A (3 EA)	STEP	SN: LABEL
8	N/A												
12	N/A												
16	714171600	5348702	4247805	(3) 4112201	4164802	4115301	4380601	(8) 4109901	4128101	TP-45481	4111201	4132101	4167601
20	714172000	5348702	4247805	(4) 4112201	4164802	4115301	4380601	(8) 4109901	4128101	TP-45481	4111201	4132101	4167601
24	714172400	5348702	4247805	(5) 4112201	4164802	4115301	4380601	(8) 4109901	4128101	TP-45481	4111201	4132101	4167601
28	714172800	5348702	4247805	(6) 4112201	4164802	4115301	4380601	(8) 4109901	4128101	TP-45481	4111201	4132101	4167601
32	714173200	5348702	A3209795	(7) 4112201	4164803	4115301	4380601	(8) 4109901	4128101	TP-45481	4111201	4132101	4167601
36	714173600	5348702	A3209795	(8) 4112201	4164803	4115301	4380601	(8) 4109901	4128101	TP-45481	4111201	4132101	4167601
40	714174000	5348702	A3209795	(9) 4112201	4164803	4115301	4380601	(8) 4109901	4128101	TP-45481	4111201	4132101	4167601
44	714174400	5348702	A3209795	(10) 4112201	4164803	4115301	4380601	(12) 4109901	4128101	TP-45481	4111201	4132101	4167601
48	714174800	5348702	4383101	(11) 4112201	4164803	4115301	4380601	(12) 4109901	4128101	TP-45481	4111201	4132101	4167601
52	714175200	5348702	4383101	(12) 4112201	4164804	4115301	4380601	(12) 4109901	4128101	TP-45481	4111201	4132101	4167601
56	714175600	5348702	4383101	(13) 4112201	4164804	4115301	4380601	(12) 4109901	4128101	TP-45481	4111201	4132101	4167601
60	714176000	5348702	4383101	(14) 4112201	4164804	4115301	4380601	(12) 4109901	4128101	TP-45481	4111201	4132101	4167601

EZ RAZE PART NUMBERS

TOP PULLEY/GUY COLLAR TIP	CARRIAGE	SIDE BRACKETS (2 EA)	EXTENSION ARMS (2 EA)	CUP HOLDER (2 EA)	BOLSTER PLATE
4110601	4113702	4114002	4114201	4114101	4130101

BILL OF MATERIAL

SHIPPING CARTON		
TOP LEVEL P/N'S	CARTON P/N:	LIFT PUCK
ALL	(1) 4504801 (1) 4634201	(1) 4393001



MATERIAL	UNLESS OTHERWISE SPECIFIED DIMENSIONS ARE IN INCHES. TOLERANCES ON DECIMALS ANGLES 0 = ± 0.030 ± 1/2' 00 = ± 0.015 000 = ± 0.005 FRACTIONAL ± 1/64" 1. ALL INSIDE EDGES TO HAVE .005" TO .035" FILLETS. 2. ALL OUTSIDE EDGES TO HAVE .005" TO .015" CHAMFER OR RADIUS. 125° ON ALL MACHINED SURFACES
FINISH	
APPROX. WT: LB	
THIRD ANGLE PROJECTION	

PROPRIETARY AND CONFIDENTIAL THE INFORMATION CONTAINED IN THIS DRAWING IS THE SOLE PROPERTY OF THE WILL-BURT COMPANY ANY REPRODUCTION IN PART OR WHOLE WITHOUT THE WRITTEN PERMISSION OF THE WILL-BURT COMPANY IS PROHIBITED.	
APPROVALS	DATE
DRAWN kvandegrift	1/20/2010
CHECKED	

AN EMPLOYEE OWNED COMPANY ORRVILLE, OH	
TITLE RANGER MAST W/ COMPOSITE TRIPOD, EZ RAZE ASM CF	
SIZE B	DWG NO 714170000
PN: SEE CHART	REV G
SHEET 3 OF 3	

4

3

2

1